



## TCEL23036 | DATASHEET

## Telecentric lens for 2/3" detectors with integrated liquid lens, magnification 0.243x



## SPECIFICATIONS

## Optical specifications

Magnification		0.243
Magnification range		0.239 - 0.250
Image circle	(mm)	11.0
Max sensor size		2/3"
Working distance <sup>2</sup>	(mm)	102.5
Workig distance range <sup>3</sup>	(mm)	122.9 - 73.2
wF/N <sup>4</sup>		8
Telecentricity typical (max) <sup>5</sup>	(°)	< 0.08 (0.1)
Telecentricity max <sup>6</sup>	(°)	< 0.15
Distortion typical (max) <sup>7</sup>	(%)	< 0.04 (0.1)
Distortion max <sup>6</sup>	(%)	< 0.15
Field depth <sup>8</sup>	(mm)	7.0
Resolution max <sup>9</sup>	(µm)	21

## Liquid lens specifications

Liquid lens model		Optotune EL-16-40
Temperature sensor		Yes
Focal power mode		Yes
Repeatability using focal power mode	(dpt)	±0.05 small steps ±0.10 large steps
Response time <sup>10</sup>	(ms)	5.0
Setting time <sup>10</sup>	(ms)	25.0
Current range	(mA)	-500 to +500
Lifecycles (10%-90% sinusoidal)		>1,000,000,000
Connector		HR10A-7R-6PB

## KEY ADVANTAGES

## Extended depth of field

Thanks to the integration of Optotune<sup>®</sup> liquid lenses it is possible to significantly extend the DOF of telecentric optics

## Excellent optical performances

The optical design of the lenses allows to obtain very low distortion and superior optical performances

## Precise and quick autofocus

Electronically driven liquid lenses allow for extremely fast and precise changes of focus

## Detailed test report with measured optical parameters.

**TCEL series** by Opto Engineering features a perfect combination of telecentric optics and liquid lenses technology allowing to significantly increase the depth of field (DOF).

## Mechanical specifications

Mount		C
Phase adjustment <sup>11</sup>		Yes
Length <sup>12</sup>	(mm)	166.4
Front diameter	(mm)	61.0
Mass	(g)	539

## Environment

Operating temperature	(°C)	0-40
Storage temperature	(°C)	0-50
Operating relative humidity	(%)	20-85, non condensing

Installation Indoor use only

<sup>1</sup> Field of views are calculated at 0 dpt power of the liquid lens

<sup>2</sup> Working distance (nominal): distance between the front end of the mechanics and the object at 0 dpt power of the liquid lens

<sup>3</sup> Minimum and maximum working distance are reported at a nominal range of the liquid lens; maximum excursion may be larger

<sup>4</sup> working  $f/N$ : the real  $f/N$  of a lens in operating conditions.

<sup>5</sup> Maximum angle between chief rays and optical axis on the object side. Typical (average production) values and maximum (guaranteed) values are listed.

<sup>6</sup> Maximum values calculated in the range -2 to +3 dpt of the liquid lens

<sup>7</sup> Percent deviation of the real image compared to an ideal, undistorted image. Typical (average production) values and maximum (guaranteed) values are listed.

<sup>8</sup> At the borders of the field depth the image can be still used for measurement but, to get a very sharp image, only half of the nominal field depth should be considered. Pixel size used for calculation is 3.45 µm.

<sup>9</sup> Object side, calculated with the Rayleigh criterion with  $\lambda = 520$  nm

<sup>10</sup> Typical at 30°C, 0 ±250mA step.

<sup>11</sup> Indicates the availability of an integrated camera phase adjustment feature.

<sup>12</sup> Measured from the front end of the mechanics to the camera flange.

### FIELD OF VIEW

Sensors <sup>1</sup>	(mm x mm)
1/3" (4.8 x 3.6 mm x mm)	19.75 x 14.81
1/2.5" (5.70 x 4.28 mm x mm)	23.46 x 17.61
1/2" (6.4 x 4.8 mm x mm)	26.34 x 19.75
1/1.8" (7.13 x 5.33 mm x mm)	29.34 x 21.93
2/3" (8.50 x 7.09 mm x mm)	34.98 x 29.18

### ADDITIONAL NOTE

Performances calculated with monochromatic light (LED emission); performance range in white light is smaller.

### COMPATIBLE CONTROLLER

The TCEL tunable lens must be controlled by a suitable lens driver. Hirose cables and Liquid Lens driver are sold separately. Only the following part numbers are considered fully compatible with the TCEL series:

- **CBGPIO6PMF-3M**, 6 Pin Hirose Male - Female moulded connector cable, 3 m.
- **RT-EL-E-4i**, USB Controllers for liquid lens modules, industrial version.

### COMPATIBLE PRODUCTS

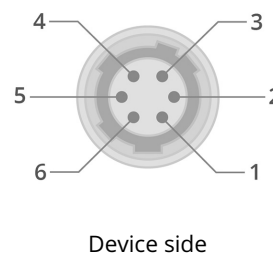
Full list of compatible products available [here](#).



A wide selection of innovative machine vision components.

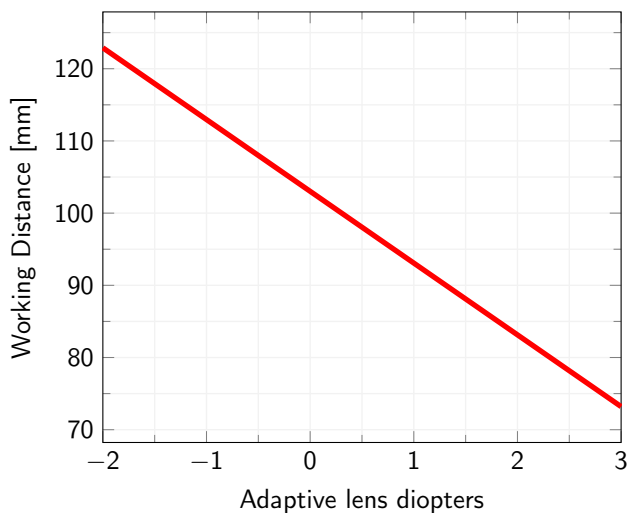
### MAGNIFICATION AND WORKING DISTANCE

### CONNECTOR PINOUT

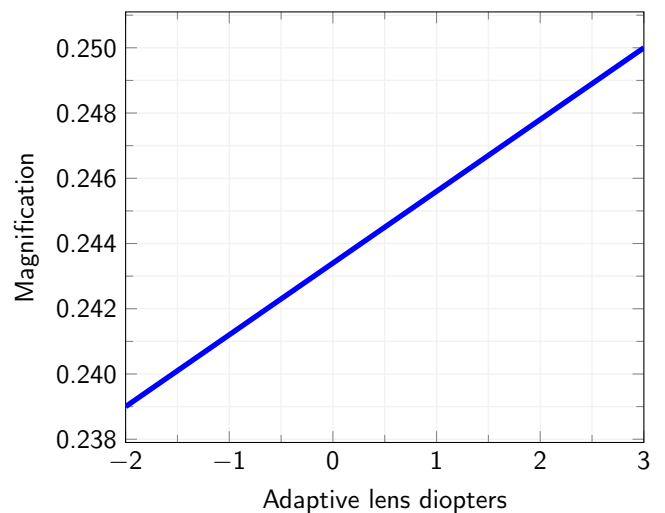


Pin	Description
1	Control current +
2	Control current -
3	GND
4	Power
5	I <sup>2</sup> C SCL
6	I <sup>2</sup> C SDA

Working distance

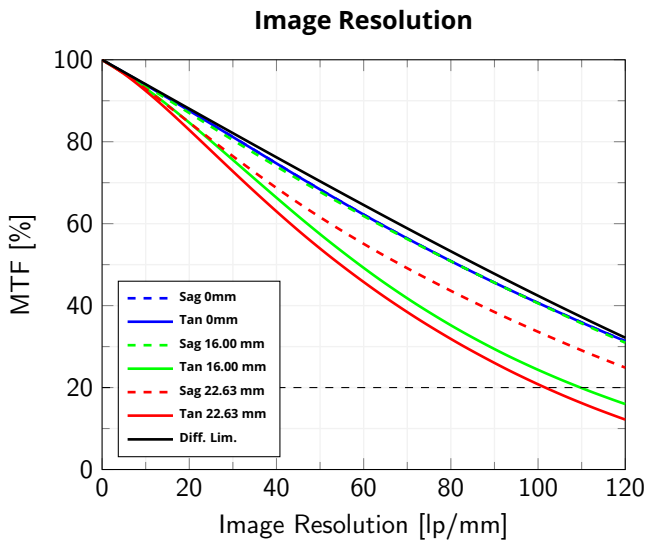


Magnification

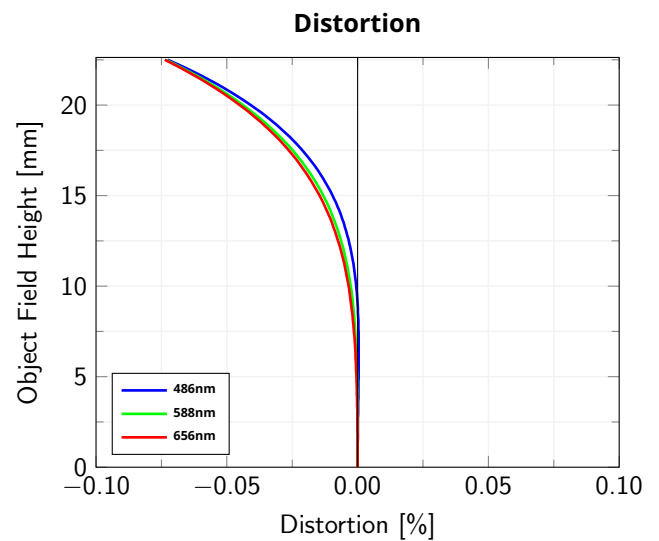


All product specifications and data are subject to change without notice to improve reliability, functionality, design or other. Photos and pictures are for illustration purposes only. Data are reported by design, actual lens performance may vary due to manufacturing tolerances.

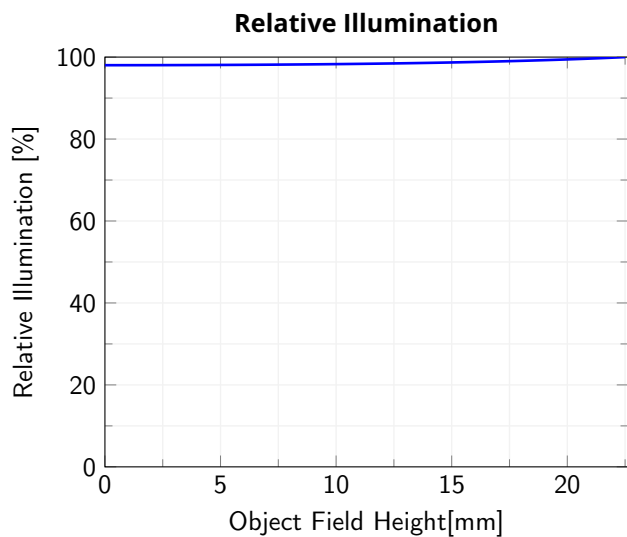
PERFORMANCE AT NOMINAL WORKING DISTANCE



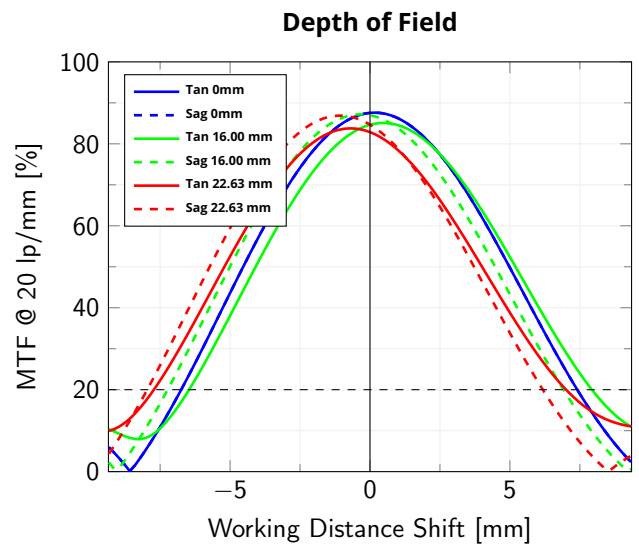
Modulation Transfer Function (MTF) vs. Image Resolution, wavelength range 486 nm - 656 nm



Object Field Height vs. Distortion, from the optical axis to the corner of the field of view



Relative illumination vs. Object Field Height, from the optical axis to the corner of the field of view



Modulation Transfer Function (MTF) @ 20 lp/mm vs. Working Distance Shift from the best focus Working Distance, wavelength range 486 nm - 656 nm

All product specifications and data are subject to change without notice to improve reliability, functionality, design or other. Photos and pictures are for illustration purposes only. Data are reported by design, actual lens performance may vary due to manufacturing tolerances.